

Praktiski.Lietpratībai.Latgale

2022.gada 5.aprīlī, Rēzeknē

www.skola2030.lv
facebook.com/Skola2030

Projekts Nr. 8.3.1.1/16/I/002 Kompetenču pieeja mācību saturā



NACIONĀLAIS
ATTĪSTĪBAS
PLĀNS 2020



EIROPAS SAVIENĪBA
Eiropas Sociālais
fonds

Kā mērķtiecīgi izmantot IKT rīkus mācību procesā?

Inga Vanaga, Balvu Valsts ģimnāzijas angļu valodas skolotāja

Projekts Nr. 8.3.1.1/16/I/002 Kompetenču pieeja mācību saturā



Valsts izglītības satura centrs

NACIONĀLAIS
ATTĪSTĪBAS
PLĀNS 2020



EIROPAS SAVIENĪBA
Eiropas Sociālais
fonds

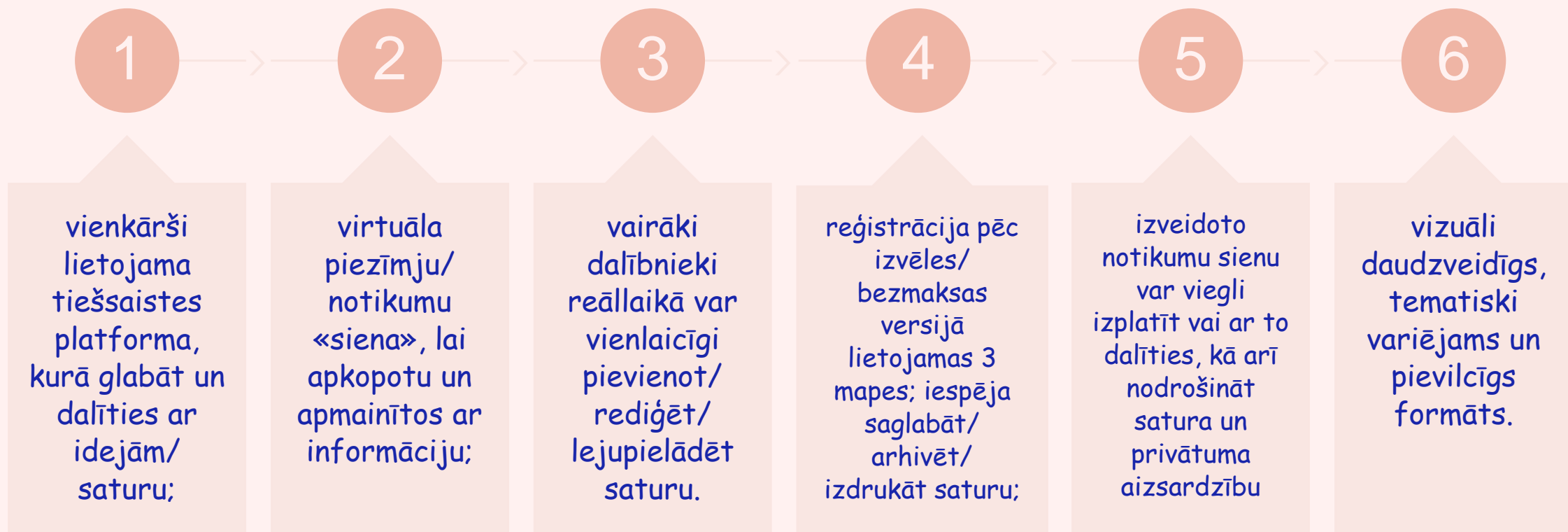
Pieredzes stāsts...





SR: gūsiēt ieskatu, kā lietot Padlet notikumu sienu:

- ✓ lai organizētu mācību saturu;
- ✓ lai konstruētu zināšanas vidē, kurā iespējams aktīvi iesaistīties;
- ✓ lai sniegtu un saņemtu tūlītēju atgriezenisko saiti;
- ✓ lai realizētu apgrieztās mācīšanās (flipped learning) mācību metodi.



Kādēļ padlet?



Šonedēļ ... jeb pēdējā laikā ...
Inga Vanaga • 29m



Klases vecāku saruna/tikšanās ...
- 12.a klase/ 2. decembrī
Inga Vanaga • 30m



Form 8b/food labels
Inga Vanaga • 30m



New year's resolutions/future
tenses/ SMART goal setting
Inga Vanaga • 30m



English Olympiade - let's get
ready|:)
Inga Vanaga • 31m



... un atkal jauns sākums:)
Inga Vanaga • 32m



Form 10 - modals for
speculation or assumption: ...
Inga Vanaga • 35m



An Animal in Danger of
Extinction - form 9/ ...
Inga Vanaga • 2h



Form 8.B - students'
powerpoint presentations/ ...
Inga Vanaga • 2h



Klases stundām/ 2022.g. marts
Inga Vanaga • 4d



Get ready for the exam/ grade
11
Inga Vanaga • 7d



World Water Day 2022/
environment protection/ ...
Inga Vanaga • 8d



Form 12B - Argumentative
essays
Inga Vanaga • 11d



Form 12B - Argumentative
essays
Inga Vanaga • 11d



prezentāciju vērtēšanas
kritēriji - SLA/ snieguma līmeņ...
Inga Vanaga • 12d



Form 8.C - students'
powerpoint presentations/ ...
Inga Vanaga • 12d



Optima writing
Inga Vanaga • 1mo

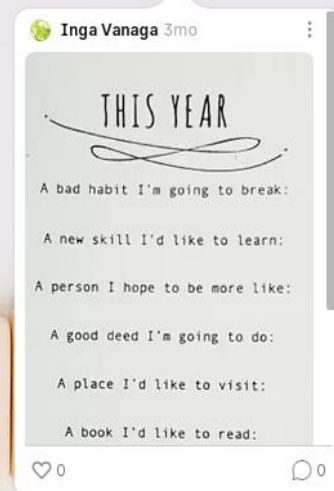


Conditionals
Inga Vanaga • 1mo

**MĀCĪBU SATURA ORGANIZĀCIJA/
PIEEJAMĪBA/ LIETOŠANA
REĀLLAIKĀ UN KLĀTIENĒ**

New year's resolutions/ future tenses/ SMART goal setting

Made with joy:)



Modals for speculation/ deduction.

Study the rules; listen/ watch and practice writing your sentences speculating on the situation.

Inga Vanaga · 4m

Modal verbs Gold Experience B2



0

Add comment

Inga Vanaga · 12d



0

2 comments

Anonymous 13d
They could try to capture the animal. *They could be trying to ...

Anonymous 13d
People can't take a hippo out of the

Inga Vanaga · 13d

Study how to speculate using modal verbs in the present and in the past.



0

Add comment

Inga Vanaga · 13d

Study more how to speculate using modal verbs.

MODAL VERBS OF DEDUCTION


MUST	CAN'T	MAY/MIGHT (NOT)
90-100% Sure (I'm 100%)	90-100% Sure NOT True	90-100% Maybe (I'm 100%)
She must be in the garden. (I'm sure she is in the garden)	She can't be his mother. (She's too young. (I'm sure she is NOT his mother)	He may/might be dead.
They must have each other.	He's just left the can't be his car.	He may/might not remember; who you are. (Maybe he does NOT remember)
Use must (NOT mustn't)	Use can't (NOT can)	Use may/might (NOT may/mightn't)
He's just left. He can't be his car.	He's just left. He can't be his car.	He's just left. He can't be his car.
Use must (NOT mustn't)	Use can't (NOT can)	Use may/might (NOT may/mightn't)
He's just left. He can't be his car.	He's just left. He can't be his car.	He's just left. He can't be his car.

0

Add comment

Inga Vanaga · 13d

TASK LISTEN to the soundtrack and write: # what is happening; who/ where/ when/ what/ whom with ...; # what could have happened before.



modals of speculation- deduction
02:08 audio
padlet drive

0

Add comment

Inga Vanaga · 13d

Let's practice together:)



Present and past modals of speculation ... Home Video lessons Present and past m...

0

1 comment

Anonymous 13d
He can see a food () *He could be looking at some food.

Add comment

Inga Vanaga · 13d



0

2 comments

Anonymous 13d
People may be see a solar eclipse.

Inga Vanaga 13d
*... may be watching a solar eclipse.

Add comment

Inga Vanaga · 4m

TASK LOOK at the picture and write: # what is happening; who/ where/ when/ what/ whom with ...; # what could have happened before.



0

Inga Vanaga · 12d



0

4 comments

Anonymous 13d
They might be participating in a competition. *Well done!

Anonymous 13d
People can be travelers. *Well done!

Anonymous 13d
They could be adventure seekers. *Well done!

Anonymous 13d
They could travel not only in the summers. *Well done!

Add comment

**ZINĀŠANU UN PRASMJU
KONSTRUĒŠANA VIDĒ, KURĀ
IESPĒJAMS AKTĪVI
IESAISTĪTIES**

Eiropas Valodu Dienas aktivitātes: skolēnu pievienotais audio un vizuālais saturs.

padlet

Inga Vanaga + 13 · 4m

European Language Day activities - Form 10.b

Made with joy

Task 1 Find out how to greet someone in 5 different languages. Practice, record yourself and upload your recording here below.


Anonymous 6mo

20200927_131043
00:05 audio
padlet drive

Anonymous 6mo

Task 2 Identify 5 languages (correctly) in the WHICH LANGUAGE IS IT? game on the European Day of Language's website. See the link here below:

Inga Vanaga 6mo



Which language is it?
We all know this situation: on a bus, in a ...
ecml

Task 3 Count from 1-10 in 3 different languages. Practice, record yourself and upload your recording here below.

Anonymous 6mo

audio
00:17 audio
padlet drive

Anonymous 6mo

Task 4 Write down your 3 favourite words in a foreign language except English/ Russian/ Latvian.

Anonymous 6mo

Sol - saule
Stija κρος - ζνοιαγνα
Musik - mūzika

Anonymous 6mo

Sole - saule
Gelato - saldējums
Estate - vasara

Anonymous 6mo

Task 5 Write a word in 3 languages which use different alphabets (such as Greek, Cyrillic and Latin). Take a photo of your writing and upload here below:

Anonymous 6mo

Λελε - lelle
lelle - lelle
Lelle - lelle


Anonymous 6mo

Γάτα - kaķis
kom - kaķis

Task 6 Learn how to sign 2 words and spell your name in a sign language (International sign or a national sign language). Get ready to demonstrate this in class.

Task 7 Explore the European Day of Language's website:)

Inga Vanaga 6mo



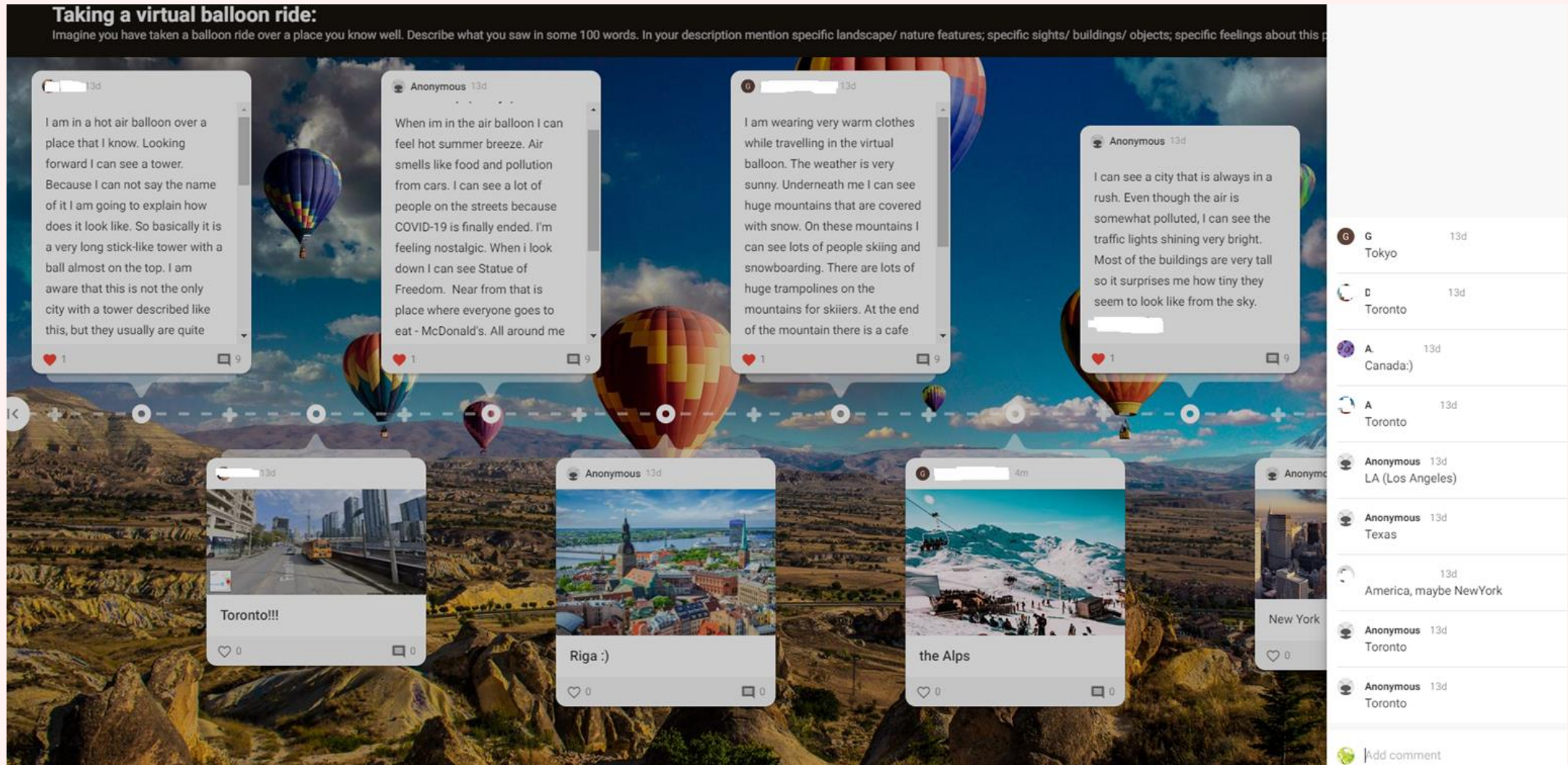
European Day of Languages > Home
Throughout Europe, 800 million Euro
ecml

Eu... of Languages

Tēmas «Travelling/ Ceļošana» apguves ietvaros:

- * skolēni raksturo kādu iedomātu vietu uz Zemes, skatot to kā ceļotāji gaisa balonā;
- * klases biedri komentāru sadaļā izsaka minējumus par šo vietu;
- * autors pievieno vizuālu/ foto atbildi.

Taking a virtual balloon ride:
Imagine you have taken a balloon ride over a place you know well. Describe what you saw in some 100 words. In your description mention specific landscape/ nature features; specific sights/ buildings/ objects; specific feelings about this place.



The image shows a social media post with a virtual landscape background featuring several hot air balloons floating over a rocky, mountainous terrain. The post includes several text-based comments and photo-based responses. The comments describe various virtual locations and experiences from the perspective of someone in a hot air balloon. The photo-based responses show real-world locations: Toronto, Riga, and the Alps.

Comments:

- Anonymous 13d:** I am in a hot air balloon over a place that I know. Looking forward I can see a tower. Because I can not say the name of it I am going to explain how does it look like. So basically it is a very long stick-like tower with a ball almost on the top. I am aware that this is not the only city with a tower described like this, but they usually are quite
- Anonymous 13d:** When im in the air balloon I can feel hot summer breeze. Air smells like food and pollution from cars. I can see a lot of people on the streets because COVID-19 is finally ended. I'm feeling nostalgic. When i look down I can see Statue of Freedom. Near from that is place where everyone goes to eat - McDonald's. All around me
- Anonymous 13d:** I am wearing very warm clothes while travelling in the virtual balloon. The weather is very sunny. Underneath me I can see huge mountains that are covered with snow. On these mountains I can see lots of people skiing and snowboarding. There are lots of huge trampolines on the mountains for skiers. At the end of the mountain there is a cafe
- Anonymous 13d:** I can see a city that is always in a rush. Even though the air is somewhat polluted, I can see the traffic lights shining very bright. Most of the buildings are very tall so it surprises me how tiny they seem to look like from the sky.

Photo Responses:

- Toronto!!!** (13d)
- Riga :)** (13d)
- the Alps** (4m)

Location Tags:

- Anonymous 13d: Tokyo
- Anonymous 13d: Toronto
- Anonymous 13d: Canada:)
- Anonymous 13d: Toronto
- Anonymous 13d: LA (Los Angeles)
- Anonymous 13d: Texas
- Anonymous 13d: America, maybe NewYork
- Anonymous 13d: New York
- Anonymous 13d: Toronto
- Anonymous 13d: Toronto

Interactions: Add comment

Form 9/ Save the Planet/ home task for January 25th

Write your answers to these questions here. Write full sentences, EXPLAIN/ EXPAND/ SUPPORT your answer and mind the spelling.

ADD SECTION

How important is the environment for you?

2mo
For me, the environment is so important! We only have one planet, so we need to take care of it as much as we can.
2
Add comment

Anonymous 2mo
For me, the environment is only important because we are able to breathe fresh air.
2
Add comment

Anonymous 2mo
The environment is very important to me. I think it should be important to everyone because it is the planet that we live on.
2
Add comment

What do you think is the biggest environmental problem in your area and why?

Anonymous 2mo
The biggest environmental problem in my area could be environmental pollution.
2
2mo
What kind of pollution exactly? Please, specify!
Add comment

Anonymous 2mo
In my opinion the biggest environmental problem in my area is people not being worried about the planet. Most of the people think that they won't be able to change anything. That's why they decide to just keep leaving their daily life as they were producing pollution and not changing.
1
Add comment

How will global warming affect our lives?

2mo
Global warming is already affecting us, but it will be even worse. I think a lot of animal and plant species will disappear. The weather will also change dramatically.
2
Add comment

Anonymous 2mo
I believe that global warming would be very detrimental to animals, as floods would start and many animal habitats would be destroyed.
2
Add comment

Anonymous 2mo
Global warming is a huge problem and I don't think it will affect our lives I think it already is affecting them. A lot of animal species are

What do you do to help the planet?

2mo
I'm trying to do all my best! I eat only plant-based, mostly vegan food for about two years now. In my family, we're sorting garbage, we always take our reusable bags to the supermarket and try to shop more responsibly!
2
Add comment

Anonymous 2mo
I would stop environmental pollution and switch to electrical technology, which spreads less toxic substances from factories and cars into the air.
2
Add comment

Anonymous 2mo
I try to do everything that's possible for me now. Me and my family sort garbage, use most



AUTENTISKA SATURA VEIDOŠANA, MĀCĪŠANĀS UN SADARBĪBA

Argumentējošas esejas ievada rakstīšana: skolēnu sadarbība rakstot/ komentējot/ vērtējot klases biedru uzrakstīto - sniedzot un saņemot tūlītēju atgriezenisko saiti.

Introduction
In our modern world we have everything and even more to live a good life. We have cell phones, modern technologies, even cars that can drive by itself. I believe that people my age, who stands in front of their biggest life decision, just don't potential in this kind of profession. Science becomes harder and harder through the times because our world goes further in development. Other way, we need more professionals who will be able to discover many new places, animals, viruses and so on.

Easy to read because based on truth. Abd everything said here is true.

Introduction
It's no secret that nowadays in the modern world there's a need for classified professionals in the scientific area. Unfortunately, over the past few years it has been proven that young people avoid to study science after graduating. In this essay I will explain the main reasons that have caused this problem and what, in my opinion, should be done to resolve it.

In this intro the structure is correct and and everything is written correctly. :)

Introduction
In my opinion, there are too many of "nowadays" used in the text. But other way introduction is well made. I like that the idea is explained understandable.

It has been adressed, that nowaydays people tend to avoid studying sciences. In this essay I will shortly explain my thoughts on why is that happening. Two main ideas would be the portrayal of sciences in school and the lack of knowledge about the actual studying process. The further explanation to my given points could be this Ray Lesin's quote - "The more I know you, the more I want to know you more."

The structure ir good, she explained what will be discussed in next essay part and about what essay would be. Grammar and vocabulary is great.

This is my favorite - there are plenty of linking words and I really like the quote at the end ;)

It was my favourite because there was small thing different from other essays - it was quote. I heard this quote for the first time and its now in my memory.

I really enjoyed reading this introduction because it was very well made and I liked the quote she put at the end.

Introduction
It's no surprise that some professions are losing popularity nowadays. However, most people wouldn't expect a scientist to be one of them. There are many reasons why young people shy away from studying sciences. In this essay, I will be explaining the two main causes for this - changes in generational values and sexism against women in the science field.

I would choose my own because it's my personal opinion and it resonates with me the most.

I really like this introduction because it is short and it's easy to understand the main idea .

I like this one because I am intrigued about how Anete will explain her opinion further.

I would choose this one because it is the closest to my opinion and I love the structure of it.

reason why science is not that popular of a choice amongst teenagers nowadays.

fits the needs of a good essay. :)

Essay introduction.
Graduating school and choosing our path may be the most important step in our lives. However, latest generations are becoming less interested in school science programs without even realising how important they are. This essay will explain why people are so scared of these subjects and how we can provide that students at least give a chance to universities.

Everything is alright, don't have any issues with the introduction because there are linking words and phrases.

structure and he used linking words. In my opinion everythi well done.

In my opinion, one of the best introduction I

Anonymous
I think that your work is my favorite because it explains th situation nowadays.

Pedagogu savstarpējā mācīšanās:

Inga Vanaga + 2 • 1m

Modify

Prieks dalīties peredzē: Valodu SMD grupa - kursos/ vebināros/ savstarpējā pieredzes apmaiņā gūtas atziņas un labās prakses piemēri.

Pievieno savas pedagogiskās idejas/ metodes/ paņēmiena/ stundas daļas/ stundas plāna utml. aprakstu atbilstošajā sadaļā vai pievieno jaunu tematisko daļu pēc nepieciešamības.

Stundas aktualizācijas daļa:

Ideja angļu valodasmācību stundas "Artikuli" ierosināšanas fāzei (7. klase) Stundu sāk ar The Script dziesmas "Hall of Fame" atskaņošanu. Skolēni pilda darba lapu, kurā ieraksta trūkstošos vārdus. Skolotāja skolēnu atbildes pieraksta uz tāfeles. Skatoties uz pareizajām atbildēm, tiek noskaidrota stundas tēma un izvirzīts SR.

DOCX

Listening_song_articles

1

5mo

Dziesmu tekstu papildināšanas DL vai testu lapas iespējams veidot izmantojot vietnes

Stundas refleksijas/ nostiprināšanas daļa:

Anonymous 4mo

Feedback of the lesson

DOCX

Feedback of the lesson hanteles

1

5mo

Paldies!

Add comment

Diferenciācija:

DOCX

Labās prakses piemērs SMD

1

5mo

Paldies!

Add comment

5mo

"Apgrīzta" klase

Apgrīzta klases metode (flipped classroom)

- Skolotājs gatavo stundas materiālu video lekcijas formātā un to nosūta skolēniem vai iepazīst speciāli paredzētā internetā vietnē kopā ar materiāliem lasīšanai.
- Skolēni jau iepriekš (pirms nodarbības) skatās un klausās videolekciju, lasa pieejamos materiālus, mācās jaunu vārdu patstāvīgi un formālā nodarbībā pieredzina.
- Nodarbības skolēni izmanto semiotiku, izpilda skolotāja uzdoto praktisko darbu izmantojot avotējās idejas, izņemot emocijas, atbildot uz jautājumiem vai debatējot ar skolotāju vai citām klases biedriem.
- Tiek aktīvi izmantotas informācijas un komunikācijas tehnoloģijas. Skolotājs galvenokārt ir ekrānā.

Sāk šajā veidā vārdu notikā otrādi saīsinājuma ar tradicionālajām studijām - stundas teorētiskā daļa tiek apgūta mājās, bet emocijas darbi ar praktisko uzturēšanu un radošu darbu tiek veikti nodarbības. Skolotāja loma ir sniegt individuālo atbalstu.

1

Add comment

Anonymous 4mo

Individualizācija:

Tekstpratība - individualizēta uzdevuma paraugs. SR pilnveidot skolēna teksta izpratni un vārdu krājumu lasot populārzinātniskā valodas stila tekstus.

DOCX

NON-FICTION READING RESPONSE TIC-TAC-TOE

Details	Opinion	Summary
Explain three (3) details from the story that support the main idea.	Give your opinion on the topic, provide words, verbs, what, where, when, why, how to support your point.	Use your question words, verbs, what, where, when, why, how to summarize what you have read.

PDF

NonFictionReadingResponseTicTacToeChoiceBoard

1

Add comment

5mo

Teksta izpratne/ latviešu valodas versija:

Detoļas	Viedoklis	Kopšvilkums
Pasākums 3 detoļas latviešu tekstā, kas pamato teksta galveno domu.	Izvēlies savu viedokli par tekstu un raksti to uzreiz. Kāds ir Tavs viedoklis par to?	Lieto maģiskos KAŠ/ KĀS/ KĀD/ KĀD/ KĀRE/ KĀ, salīdzinot tekstu galveno domu.

1

Add comment

Pašvadīts mācību process:

Anonymous 2m

Projekta darba piemērs.

Project "Famous person / Celebrity".

You will be designing a Power Point presentation about a famous alive person/celebrity. Your presentation must contain:

- Title page.** Write famous person's name and surname, nickname (if has), photo. Do not forget to mention information (name, surname, class) about the author of the project.
- My opinion.** Explain, why have you decided to speak about this famous person. (For example, I decided to make presentation about ... because I admire him/her. I think ... The main reason why I have chosen to speak about ... is ...)
- Everyday life.** Where was he/she born? Includes information about family and early life.
- Interesting facts.** Include at least 2-3 interesting facts specific to person.
- Appearance.** Photo of the person and it's physical appearance description.

PDF

Famous person project

1

Inga Vanaga 5mo

Paldies!

Add comment

Anonymous 1m

Projekta darba piemērs.

Project "MY DREAM SCHOOL"

- Think about and draw your ideal school. Be creative!
- Write a description of your school. Write your description in five paragraphs, include the introduction and the conclusion. Deadline - 29.10.2021.

Introduction

1 paragraph - general description (location, type of school, uniform, facilities, number of students at your school) in the class, duration of the lessons/ breaks)

2 paragraph - school rules (in the classroom and during the breaks) and 3 values of your school.

3 paragraph - after school activities (clubs, trips, sport activities, homework)

4 paragraph - lessons (the most important subjects and the least important subjects, tests)

5 paragraph - typical school day (classes, lunch, breaks)

PDF

Sociali emocionālā mācīšanās:

5mo

Attieksmes veidošana/ mācīšanās ieradumu attīstīšana/ plānošana:

THIS YEAR

A bad habit I'm going to break: Padlet + inga vanaga

New year's resolutions/ future tenses/ SMART goal setting

1

Add comment

Snieguma līmeņa apraksts/ SLA - mutvārdu prezentācij

4mo

Prezentācijas vērtēšanas kritēriji (vērtēšanas kritēriji)

Kritērijs	1	2	3	4
1. Tēma				
2. Saturs				
3. Formāts				
4. Izdevums				

DOCX

slā

1

Add comment

4mo

Skola 2030

Prezentācijas vērtēšanas kritēriji

Kritērijs	1	2	3	4
1. Tēma				
2. Saturs				
3. Formāts				
4. Izdevums				

PDF

prezentācijas-vertesanas-kriterij

1

Add comment

**APGRIEZTĀS MĀCĪŠANĀS
(FLIPPED LEARNING)
MĀCĪBU METODES
PIELIETOJUMS**

Iepazīsties ar prezentāciju par pagātnes laiku lietošanu pielikumā un brīvā formā, latviešu vai angļu valodā raksti Tavuprāt būtiskus komentārus vai jautājumus šeit:
<https://padlet.com/sv16p6twd24vf76r> Mūsu nākošo stundu plānosim balstoties uz jūsu jautājumiem par šo tēmu.

[Gold_Exp_Grammar_ppt_B2_U2.pptx](#)

Form 11/ past tenses/ intro lesson/ flipped learning

Study the grammar presentation on the usage of past tenses and write your questions, comments or suggestions here. Our next lesson is going to be built on those:)

Inga Vanaga 5mo
How to use:
GOLD experience
Unit 2 – past tenses, used to and would
PPTX
Gold_Exp_Grammar_ppt_B2_U2
0
Add comment

Anonymous 5mo
I have to be careful when using the form "use to".
3. Past time should be used correctly (I was doing that and that).
5. Now I know how to use forms successively.
6. Jāskatās uz atslēgas vārdiem (always, u.c.)
9. Correct use of "used to" and "would".
1
Add comment

Anonymous 5mo
Kādi ir past perfect continuous signārvārdi?
Kādi ir past perfect simple signārvārdi?
Ar ko atšķiras would no used to.
1
Add comment

Anonymous 5mo
1.Kad lieto used to ?
2.Kādi ir katram laikam raksturīgākie signārvārdi?
3.Kad lieto would?
4. Kam būtu jāpievērš lielākā uzmanība apgūstot tēmu?
1
Add comment

Anonymous 5mo
1. Man jābūt uzmanīgai ar use to un used to.
2. Kādi ir galvenie signāl vārdi šajā tēmā?
3. Kā var saprast, kad es pareizi lietoju pagātnes formas?
1
Add comment

Anonymous 5mo
1.-When do we use past continuous? 2.- When do we use used to/would? 3.- When do we use past perfect? 4.- When do we use past perfect continuous? 5. - What is the difference between past perfect and past perfect continuous?
1
Add comment

Anonymous 5mo
1. Do everyone in the past have signal words? (10 slide)
2. Vēlētās vairāk uzzināt par "laika līnijām". (5., 6. slaidis)
3. Cik ilgi mācīsimies šos pagātnes laikus?
4. Is there an explanation of the past in Latvian?
5. How can it be easier to learn these times of the past?
1
Add comment

Anonymous 5mo
Ir pagātnes laiki, kur ieraugot State verbs ir jālieto tieši tas laiks?
Kādi būtu signālvārdi katram pagātnes laikam?
Would lieto par pagātnes ieradumiem vai aktivitātēm?
Was lietoja pie he/she/ it ?
1
Add comment

Anonymous 5mo
1.When really used past perfect continuous?
2.How not to confuse past perfect and past perfect continuous?
3. Kādi ir signālvārdi past perfect laikam?
4. Kad lieto WOULD, tikai kad runā par habits un activities?
5. Vai abi vārdi used to un would var būt iesaistīti vienā teikumā?
1
Add comment

Anonymous 5mo
When using the word would?
10.sl.Vienkāršo pagātni veido teikuma priekšmets +vārds pagātnē.
10. sl. Ilgstošo pagātni veido teikuma priekšmets+ was/were = galotne -ing.
10. sl. Past perfect simple veido teik. priekšm. + had + past participle
10. sl. Past perfect continuous veido teik. priekšm. +had + been + galotne -ing.
12. sl. What does „bare infinitive,, mean?
1
Add comment

Anonymous 5mo
1. Sanāk, ka darbība var būt pabeigta un nepabeigta/var turpināties?
2.Used to lieto, kad runā par habits un activities? Un, kad runā par pagātnes situācijām un stāvokļiem?
3. Would lieto, kad runā par habits un activities un kad vēl...?
4. Kādi ir biežāk sastopamie signālvārdi katram laikam?
5. Past Perfect Simple ir tas pats, kas Past Perfect?
1
Add comment

**TŪLĪTĒJAS
ATGRIEZENISKĀS SAITES
SNIEGŠANA UN
SAŅEMŠANA**

An Animal in Danger of Extinction - form 9/ presentations

Upload your presentations, answer your feedback questions here, by March 29:

Feedback question 1:

8d

1. What was the most interesting idea/ fact you learned about while working on your presentation? Why?

1

5

7d

I found out that the leatherbacks are the world's largest turtles. They can grow to around 2m long and weigh up to a massive 900kg – that's heavier than 11 men! For me, that was surprising and interesting, because I couldn't imagine that a turtle can be that massive.

7d

While working on this presentation i learned that the leatherback sea turtles are the only species of sea turtle that lack scales and a hard shell. They are named for their tough rubbery skin and have existed in their current form since the age of the dinosaurs. I found it hard to believe that they have existed for that long.

7d

The most interesting thing i learned when making the presentation was that there are gorillas that are extinct but mostly all gorillas are the same.

Anonymous 6d

Feedback question 2:

8d

2. What skills did you develop while working on your presentation?

0

5

7d

I definitely developed my reading, information perception and selection skills, as well as writing.

7d

While working on this presentation I developed my typing and searching skills and also my spelling. Sadly I did not develop my time management skills but thats just leaves space for improvement. :)

7d

While creating this presentation, I developed skills such as reading and memorizing information.

6d

While creating this presentation, I developed skills such as searching, reading and wraiting.


4h

While creating a presentation, I upgrade skills as informations retrieval and pronunciation skills. I started to understand English much better.

Add comment

I

7d



An Animal in Danger of Extinction
Leatherback Sea Turtle

PPTX

Leatherback_Sea_Turtle_Ilva

3

Anonymous 1h


Why did you choose this animal?

Add comment

S

7d

presentation



The leatherback sea turtle

English 2022

PPTX

The leatherback sea turtle


3

Add comment

R

7d

Presentation



An Animal in Danger of Extinction - Eastern Lowland Gorilla

PPTX

aglu valodas prezzzzsentacija

3


Anonymous 6d

Why did you choose exactly this animal?

Add comment

A

6d



GIANT PANDA

PPTX

GIANT PANDA..

1

Add comment

Inga Vanaga + 9 · 1m

Literature - exit ticket - November 10/11

Fill in the "exit ticket" of today's lesson - give your feedback by filling in these questions.

Write down what 3 new things you learned in today's lesson (new words/ grammar/ ideas etc.)

Anonymous 1yr
Today I learned many new words, such as fairytale, folktale, and nonfiction.

Anonymous 1yr
New words - tall tale, folktale, historical fiction.

Anonymous 1yr
New words - tall tale, folk tale

Write down 2 things you have questions about (what you would like to clarify/ specify or find out)

What is your favorite past tense?
Inga Vanaga 1yr
Well, I think past simple because that's the first past tense I learnt as a student myself. However, now they are all my favorites because using them all makes my English rich.)
Inga Vanaga 1yr
Dear students, feel free to respond in the comment area if you feel up to doing so.)

Anonymous 1yr
Where and how do you get positivity?
1yr
Well, by appreciating everything what has been given in life:)

Write 1 thing you would like your English teacher to know about today's lesson

I had a lot of fun in todays lesson.

Anonymous 1yr
I get a lot of motivation when learning English!

Anonymous 1yr
I had a good time onlain. :)

Anonymous 1yr

ADD SECTION



EXIT

Inga Vanaga · 1m

Klases stundai: šonedēļ ... jeb pēdējā laikā ...

Šodien, katrs, lūdzu atrodiet laiku mirkli padomāt, pārdomāt un pierakstīt savas domas/ atbildes uz šiem jautājumiem. Paldies par jūsu atsaucību jau iepriekš:)

Kas bija grūtākais šonedēļ mācībās?



Kāda ir Tava "recepte", kā veiksmīgi tikt galā ar mācībām šobrīd?



Kāda ir Tava "recepte", kā Tu tiec galā ar dusmām, neizpratni vai satraukumu šajā laikā?



Ko labu šonedēļ izdarīji, par ko pašam/ pašai lepnums?



Kāda mūzika Tev palīdz sakoncentreties darāmajiem darbiem?



Ko vēl Tu vēlies mums visiem, ..., pateikt/ ieteikt/ novēlēt ... ?



ADD SECTION



Publish

Lai Jums izdevusies un jauka šī diena!



Paldies par Jūsu klātbūtni šeit:)

§ Ko vēl Tu vēlies mums visiem, ..., pat..

Orange



Kādēļ padlet?